


Online Payments




Your Current Balance

\$1,250

Pay Now

Setup Autopay

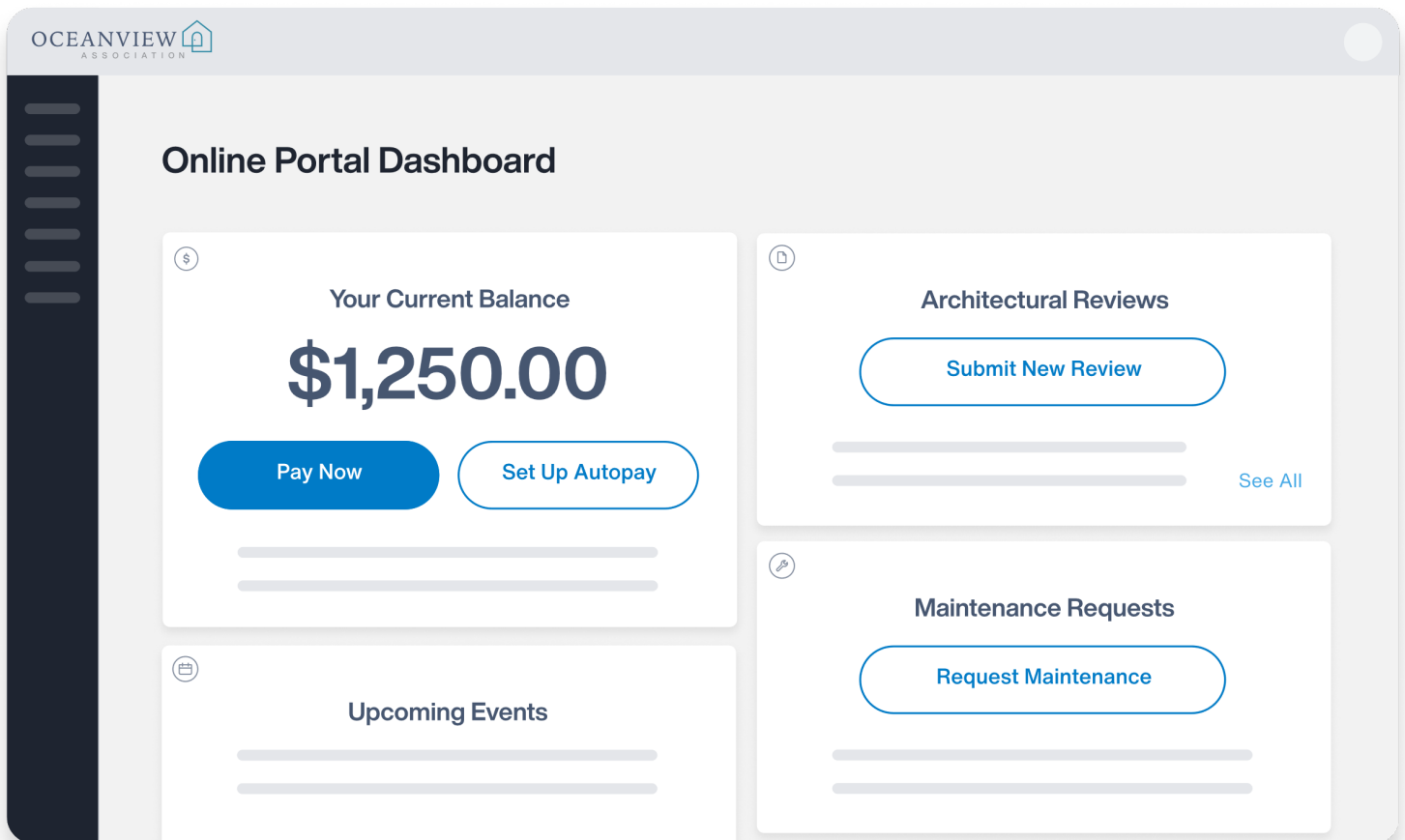


Easily pay rent through your online tenant portal

Mobile, 24/7, from anywhere

How to get started

- 1 You will receive an email or text from us with a link to set up your online portal.
- 2 Click the link in the email or text message and follow the steps to set up your password.
- 3 Log in to your personal, secure online portal and follow the simple steps to make a payment.



Now Accepting Apple Pay



Pay your rent online, anywhere, anytime

A variety of convenient and secure online payment options are available:

eCheck

Enter your bank account and routing numbers in your secure online portal to pay rent or any other charge directly from your checking or savings account.

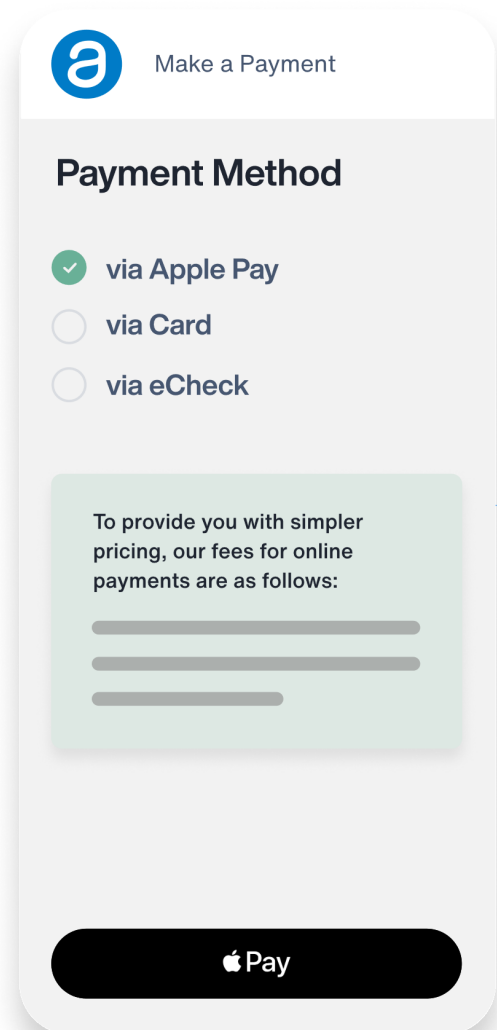
Credit or debit card

Use your debit or credit card to pay rent or any other charge through the secure online portal, or use Apple Pay through the iOS mobile app for a fast and familiar check out.

*A transaction fee applies.

Electronic cash payments

If you choose this method of payment, we will provide you with a reusable PaySlip that you can use at Walmart, 7-Eleven, CVS, Walgreens, Casey's, or Ace Cash Express to pay your rent in cash (a \$3.99 transaction fee applies; \$2,000 maximum per transaction; \$1,500 at 7-Eleven).



Convenient

You can pay your rent from anywhere you want and communicate with your property management team all within the online portal.



Flexible

It's easy for you to choose the way you pay: eCheck, debit or credit card, or electronic cash payments.



Secure

Online payments are encrypted using bank-grade security.



Fast

Your charges are immediately marked as paid.

If you have any questions, please contact the property management office.



Set up your rent payment options

eCheck and credit or debit card payments within the online portal:

- 1 Setup your online portal via the activation link we sent via text or email and click 'Request Access to the Portal.'
- 2 Set up your password.
- 3 Follow the simple instructions to make a payment.

Electronic cash payments

- 1 Contact us to receive your unique and reusable PaySlip. We can print or email it to you.
- 2 Locate the most convenient participating location near you (Participating locations include Walmart, 7-Eleven, CVS, Walgreens, Ace Cash Express, or Casey's General Store): paynearme.com/locations
- 3 Take your PaySlip and your cash to Walmart, 7-Eleven, CVS, Walgreens, Ace Cash Express, or Casey's General Store and present them to the clerk.

Please note

- ✓ For electronic cash payments, there is a \$3.99 processing fee for each transaction up to \$2,000 (\$1,500 at 7-Eleven). You can make multiple payments if needed. The \$3.99 processing fee applies to each transaction completed.
- ✓ The same PaySlip can be used every month to pay rent.
- ✓ You will receive a receipt with a confirmation number from the cashier as proof of your payment. An email or text confirmation will also be sent. If we do not have your email or mobile number, please update this information in your online portal.

Participating locations:



Let us know if you have any questions, and thank you for being a valued tenant!



appfolio Property Manager

